

MIDVALE CBC COMMUNITY CLINIC PHYSICAL THERAPY

CLINIC PHOTO“TOUR”&
ORIENTATION

Welcome to Midvale CBC Community Clinic Physical Therapy!

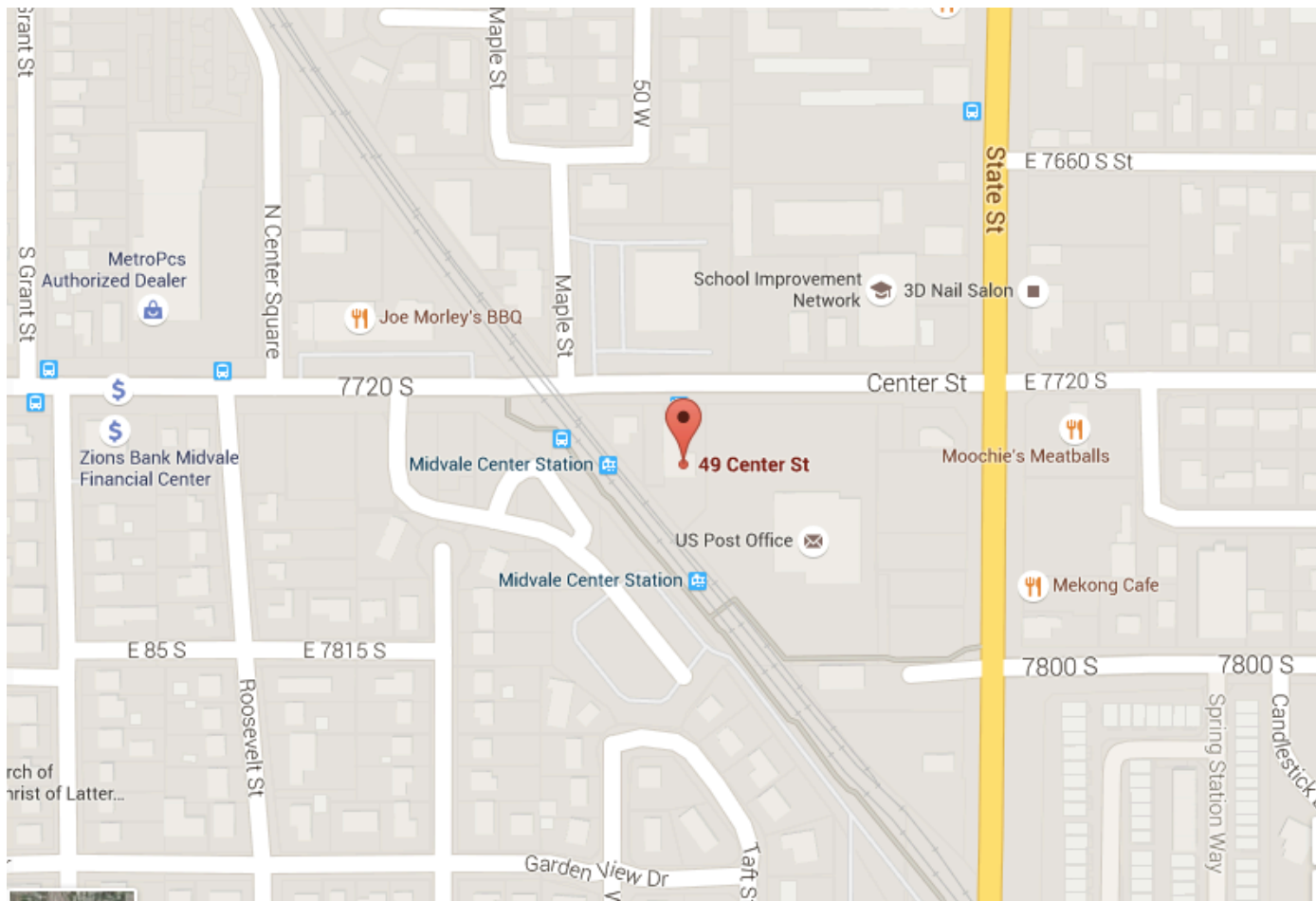
We have now moved into a temporary location at **49 Center Street Midvale
Utah 84047**



Directions

✎ The former clinic is located the intersection of 625 W and 7720 S.

For directions, search the address in Google maps or follow this [link:map](#)



When you arrive:

Parking

Students may park in the back parking lot
(please try to leave the spots closest to the building for patients)

Entrance

Enter through the south east side door.
(will be unlocked by CBC staff at 7:45 am)

Clinic Layout, Flow, & Setup

The clinic doesn't have any programming scheduled most weekends. However, the dental and medical clinics are open during the week so we must setup/take down the clinic every Saturday and put back any supplies that belong to the other clinics where we found them.

Use these pictures to familiarize yourself with the “lay of the land” prior to volunteering and then refer to the **“Opening Checklist”** in the **Clinic Reference Manual** for further setup information the day-of.

Inside the front entrance is the patient waiting area and the front desk. Walk through the half door next to the front desk to reach the treatment space and the open conference area.









In the open conference area you will find the clinic filing cabinet where patient charts and the clinic binders are stored. There are also desks and table that the printer and scanners can be set up on. The treatment rooms and bathrooms are just down the hall.

A great spot for the printer/scanner



PT filing cabinet

The main PT treatment room is on the left. There are three treatment rooms on the right that the medical clinic uses. One treatment can use one of these rooms but please return anything to its proper when you are done. Ask Oli which room would be best. PT supplies (listed below) can be found in the main treatment room.

-  Portable treatment tables
-  Cloth partitions
-  Folding table
-  2 supply carts
-  Other miscellaneous supplies (stool, mirror, bolster, foam roller, etc).
-  Printer and scanner



CBC STAFF

Oli



Maria



Supply Carts

SETUP (continued):

- Place both supply carts (and other miscellaneous supplies i.e.mirror, bolster, foam roller, stool, etc.) along the wall close to the treatment rooms.

