

Redmond Sentence Recall



Sean Redmond, Ph.D.
Dept. of Communication Sciences and Disorders
University of Utah
390 S. 1530 E. BEHS, Rm. 1201
Salt Lake City, UT 84112
801-585-6284
sean.redmond@health.utah.edu

*This project was supported by a grant from the NIDCD
(R01DC011023)*



PURPOSE: The Redmond Sentence Recall (RSR) measures a child's ability to repeat sentences that contain regular past tense forms and past participle forms (e.g., "He kicked" vs. "He was kicked"). Each child will repeat each of the 16 sentences after s/he hears the sentence on the headphones.

MATERIALS:

MP3 Player
Score sheet
Headphone
Headphone splitter

AGES: 5-9

TIME TO ADMINISTER: Approximately 7-10 minutes

SAMPLE ITEMS:

Say, **"You are going to listen to some sentences on the headphones. I want you to listen to the directions and then she will say some sentences. Repeat exactly what she says."**

- For the practice sentence, provide children with feedback and encouragement.
- The practice sentence may be re-administered if children perform in a way that suggests they do not understand the task or if during the protocol it seems they need to be re-directed to providing imitative responses.

TEST ITEMS:

- Administer the remaining sentences by pressing play on the MP3 player.
- During this task children will listen to all of the sentences on the MP3 player. After each sentence they will repeat the sentence. You will then record the child's response.
- There is a 6 second pause in between each track, if the child needs more time to answer then press the pause button to give them more time to respond.
- One repetition of each sentence is allowed if children request it or if the examiner considers it appropriate (e.g., a school announcement interrupts the item).
- For no responses or "I don't remember", prompt with "Just tell me what you can remember" and then if they still don't respond or remember record as >4 errors.
- All items on the RSR are administered regardless of response accuracy.
- Accept the child's final answer as their response. This includes revisions of answers that are correct that are changed to incorrect, or a response that is incorrect and then becomes correct.

Editing Symbols:

Use the following symbols to indicate the differences between the student's responses and the printed items in the Record Form. You will add the symbols to the sentence on the scoresheet.


Omission

Mark a line through each word or part of a word that is omitted: —


| | |
|--------------------------|---|
| <i>Target:</i> | The big football player washed the car with the hose. |
| <i>Child's response:</i> | The football player wash the car with the hose. |
| <i>What you record:</i> | The big -football player washed the car with the hose. |

Repetition

Underline each word the student repeats with a wavy line:

| | |
|--------------------------|---|
| <i>Target:</i> | All of the pictures were colored by his little sister. |
| <i>Child's response:</i> | All of all of the pictures were col-  ored by his little sister. |
| <i>What you record:</i> | All of the pictures were colored by his little sister. |

Addition

Use a caret to indicate the addition of a word or words: ^. Write the added words(s) above or below the caret. 


| | |
|--------------------------|---|
| <i>Target:</i> | The lion's teeth were cleaned with a giant toothbrush. |
| <i>Child's response:</i> | The lion's teeth were cleaned with a great big giant toothbrush. |
| <i>What you record:</i> | The lion's teeth were cleaned with a ^{great big} ^ giant toothbrush. |

Transposition

Use an S curve to indicate transposed words:

| | |
|--------------------------|--|
| <i>Target:</i> | The little white mouse was caught by our neighbor's cat. |
| <i>Child's response:</i> | The white little mouse was caught by our neighbor's cat. |
| <i>What you record:</i> | The little white mouse was caught by our neighbor's cat. |

Substitution

To indicate a substitution, mark a line through each word that is omitted and write the substituted word above or below it. 

| | |
|--------------------------|---|
| <i>Target:</i> | My little sister's dog caught the ball on the first bounce. |
| <i>Child's response:</i> | My little brother's dog caught the ball on the first bounce. |
| <i>What you record:</i> | My little sister's ^{brother's} dog caught the ball on the first bounce. |

Scoring the RSR:

After the assessment, carefully consider the following scoring procedures in order to classify the student's response (e.g., 2 points, 1 point, or 0 points):

- Look at the whole sentence. Count any word that is changed, added, substituted, or omitted as one error.
- Count each transposition that **changes the meaning** of the sentence as two errors.
- Count each transposition that **does not change** the meaning of the sentence as one error.
- Using an appropriate contracted form (or non-contracted form) is acceptable and should not be counted as an error (*was not* or *wasn't* are both acceptable).
- Responses that contain regional and cultural patterns or variations that reflect dialectal differences from Mainstream American English are acceptable if they are part of the student's language system.
- Do **not** count repetitions of words (as in dysfluency or stuttering) as errors.
- Count the number of errors in the response and classify it according to the following:

| | |
|---------------------------|---|
| Correct (0 Errors) | Sentence is repeated without errors. Write 2 in the "0 Errors" column |
| ≤ 3 Errors | Write 1 in the "≤ 3 Errors" column |
| > 4 Errors | Any response with four or more words changed, added, substituted, omitted, or reversed; omission or re-sequencing of phrases containing four or more words, with a 0 in the "> 4 Errors" column |

- Add up the totals for each column.
- Add up the total number of points earned and write that number over the printed 32 at the bottom of the score form.

Now that you have learned about the sentence imitation task, listen to "**RSR Practice 1**" and "**RSR Practice 2**." During these practice audio exercises, you will listen to two administrations of the sentence imitation task. Transcribe the children's responses and score the task on the response form. After the practice transcription and scoring has been completed, if you are ready you may proceed to "**RSR Reliability 1**". If you would like additional practice you may listen to "**RSR Practice 3**". Blank forms, as well as keys to the practice and reliability tasks are provided in supplemental material.

Demographics for screenings

Norms for the RSR were created from participants who were attending regular education only. Children were excluded from the standardization sample if they were receiving any special education services (e.g., resource, reading, speech-language services), receiving English as a second language services, or were participating in an extended learning program.

| Ethnic Category | Females | Males | Total |
|--------------------------|----------------|--------------|--------------|
| Hispanic | 23 (6.1%) | 24 (5.9%) | 47 (6%) |
| Not Hispanic | 351 (93.6%) | 380 (93.4%) | 731 (93.5%) |
| Unknown | 1 (.3%) | 3 (.7%) | 4 (.5%) |
| ETHNIC TOTAL | 375 | 407 | 782 |
| | | | |
| Racial Categories | | | |
| American Indian | 3 (.8%) | 6 (1.5%) | 9 (1.2%) |
| Asian | 14 (3.7%) | 14 (3.4%) | 28 (3.6%) |
| Pacific Islander | 3 (.8%) | 8 (2.0%) | 11 (1.4%) |
| Black | 13 (3.5%) | 5 (1.2%) | 18 (2.3%) |
| White | 341(90.9%) | 371 (91.2%) | 712 (91%) |
| More than one race | -- | -- | -- |
| Unknown | 1 (.3%) | 3 (.7%) | 4 (.5%) |
| RACIAL TOTAL | 375 | 407 | 782 |

Consistency, Reliability, Stability

Inter-Rater Consistency:

Inter-rater consistency was performed by randomly selecting 50 screening participants and re-listening and re-scoring the audio recording of the RSR administration. Analyzed using Pearson's r .

$n = 50$

| | #agreements / (#agreements + #disagreements) *100 | r |
|--------------------------------|--|----------|
| Redmond Sentence Recall | 98.8% | .990*** |

< .05, ** $p < .01$, *** $p < .001$ (two tailed)

* p

Test-Retest Reliability: 4 weeks or less:

Test-Retest reliability was performed by administering the RSR during each of the confirmatory testing sessions. Analyzed using Pearson's r .

$N = 37$, ($M = 1.03$ weeks, $SD = 1.0$, range = 1-4 weeks)

| | r |
|--------------------------------|-----------------------|
| Redmond Sentence Recall | 0.946** |

* $p < .05$, ** $p < .01$, *** $p < .001$

(two tailed)

Screening Testing-to-Confirmatory Testing Stability: 20 weeks or less:

Screening testing-to-confirmatory testing stability was performed by comparing the RSR performed at the screening in the school and the RSR performed at the time of confirmatory testing. Analyzed using Pearson's r .

$N = 96$ ($M = 14.72$ weeks, $SD = 4.31$, range = 1-20 weeks)

| | r |
|--------------------------------|-----------------------|
| Redmond Sentence Recall | .906** |

* $p < .05$, ** $p < .01$, *** $p < .001$
(two tailed)

Pearson's r among Redmond Sentence Recall and the CELF-4, TEGI

$N = 254$

| | RSR | TEGI Past Tense Probe | CELF-4 | TEGI |
|---|------------|------------------------------|---------------|-------------|
| RSR | -- | .604*** | .804*** | .695*** |
| TEGI Past Tense Probe | | -- | .614*** | .905*** |
| CELF-4 | | | -- | .694*** |
| TEGI | | | | -- |
| * $p < .05$, ** $p < .01$, *** $p < .001$ | | | | |

RSR scores by age (N = 782)

| AGE | N | RANGE | MEAN | SD | 15TH %ILE | 10TH %ILE | 5TH%ILE |
|------------|----------|--------------|-------------|-----------|-----------------------------|-----------------------------|---------------------------|
| 5;0 – 5;5 | 65 | 0-29 | 16.06 | 7.16 | 8.90 | 5.00 | 1.30 |
| 5;6 - 5;11 | 92 | 0-29 | 16.71 | 6.70 | 9.00 | 8.00 | 3.95 |
| 6;0 - 6;5 | 106 | 1-32 | 19.47 | 7.11 | 10.05 | 9.70 | 6.00 |
| 6;6 – 6;11 | 141 | 0-32 | 21.65 | 5.58 | 16.00 | 14.00 | 12.00 |
| 7;0 - 7;5 | 114 | 1-32 | 21.91 | 7.15 | 13.25 | 11.50 | 5.25 |
| 7;6 – 7;11 | 81 | 7-31 | 23.65 | 5.19 | 19.00 | 16.00 | 14.10 |
| 8;0 – 8; 5 | 84 | 8-32 | 25.62 | 4.78 | 21.75 | 18.50 | 15.25 |
| 8;6 – 8;11 | 73 | 10-32 | 25.70 | 4.76 | 20.10 | 18.40 | 15.70 |
| 9;0 – 9;5 | 26 | 22-31 | 26.96 | 2.54 | 23.05 | 23.00 | 22.35 |

Diagnostic accuracy associated with sentence recall screening standard score as a function of different reference standards for language disorder status

| REFERENCE STANDARD | Area under curve | Optimal cutoff ^a | Sensitivity | Specificity | Positive Likelihood Ratio ^b | Negative Likelihood Ratio ^c |
|---|------------------|-----------------------------|-------------|-------------|--|--|
| I. Receiving SLP Services | .722 | 91.50 | .667 | .733 | 2.50 | .454 |
| II. Parental Ratings | | | | | | |
| CCC-2 ≤ 85 | .773 | 94.50 | .792 | .643 | 2.21 | .323 |
| CCC-2 ≤ 80 | .761 | 93.00 | .800 | .641 | 2.22 | .312 |
| III. Standardized Tests and Measures | | | | | | |
| CELF-4 ≤ 85 | .952 | 85.50 | .891 | .846 | 5.78 | .129 |
| TEGI ≤ 85 | .851 | 93.00 | .766 | .785 | 3.56 | .298 |
| NWR ≤ 85 | .872 | 94.50 | .826 | .769 | 3.57 | .226 |
| CELF-4 ≤ 80 | .950 | 78.50 | .878 | .887 | 7.77 | .138 |
| TEGI ≤ 80 | .865 | 93.00 | .795 | .780 | 3.61 | .263 |
| NWR ≤ 80 | .870 | 93.00 | .849 | .754 | 3.45 | .200 |
| IV. At least two of the following: | | | | | | |
| Receiving SLP Services; CCC-2 ≤ 85 ; CELF ≤ 85 ; TEGI ≤ 85 ; NWR ≤ 85 | .905 | 94.50 | .857 | .812 | 4.55 | .176 |
| V. All of the following: | | | | | | |
| Receiving SLP Services; CCC-2 ≤ 80 ; CELF ≤ 80 ; TEGI ≤ 80 ; NWR ≤ 80 | .898 | 85.50 | 1.0 | .700 | 3.33 | 0 |

^a Determined using Youden index (J) where $J = \text{maximum } \{\text{Sensitivity} + \text{Specificity} - 1\}$

^b Positive Likelihood Ratio = Sensitivity/(1-Specificity): values of 1 = "Neutral"; 3 = "Moderately Positive"; ≥ 10 = "Very Positive"

^c Negative Likelihood Ratio = (1-Sensitivity)/Specificity: values of 1 = "Neutral"; ≤ 0.30 = "Moderately Negative"; ≤ 0.10 = "Extremely Negative"

Redmond Sentence Recall Standard Score Conversion Tables: 5;0-5;11

Ages 5;0-5;5

(N = 65; boys = 33, girls = 32)

Confidence Intervals:

68% ± 1.86

90% ± 3.06

95% ± 3.65

| RSR Raw Score | Standard Score | Percentile |
|---------------|----------------|------------|
| 0 | 66 | 1 |
| 1 | 68 | 2 |
| 2 | 70 | 2 |
| 3 | 72 | 3 |
| 4 | 74 | 4 |
| 5 | 76 | 5 |
| 6 | 78 | 7 |
| 7 | 81 | 10 |
| 8 | 83 | 13 |
| 9 | 85 | 16 |
| 10 | 87 | 19 |
| 11 | 89 | 23 |
| 12 | 91 | 27 |
| 13 | 93 | 32 |
| 14 | 95 | 37 |
| 15 | 97 | 42 |
| 16 | 99 | 47 |
| 17 | 101 | 53 |
| 18 | 104 | 61 |
| 19 | 106 | 66 |
| 20 | 108 | 70 |
| 21 | 110 | 75 |
| 22 | 112 | 79 |
| 23 | 114 | 82 |
| 24 | 116 | 86 |
| 25 | 118 | 88 |
| 26 | 120 | 91 |
| 27 | 122 | 93 |
| 28 | 125 | 95 |
| 29 | 127 | 96 |
| 30 | 129 | 97 |
| 31 | 131 | 98 |
| 32 | 133 | 99 |

Ages 5;6-5;11

(N = 92; boys = 47, girls = 45)

Confidence Intervals:

68% ± 1.63

90% ± 2.68

95% ± 3.19

| RSR Raw Score | Standard Score | Percentile |
|---------------|----------------|------------|
| 0 | 62 | 1 |
| 1 | 64 | 1 |
| 2 | 67 | 1 |
| 3 | 69 | 2 |
| 4 | 71 | 3 |
| 5 | 73 | 4 |
| 6 | 76 | 5 |
| 7 | 78 | 7 |
| 8 | 80 | 9 |
| 9 | 82 | 12 |
| 10 | 84 | 14 |
| 11 | 87 | 19 |
| 12 | 89 | 23 |
| 13 | 91 | 27 |
| 14 | 93 | 32 |
| 15 | 96 | 39 |
| 16 | 98 | 45 |
| 17 | 100 | 50 |
| 18 | 102 | 55 |
| 19 | 105 | 63 |
| 20 | 107 | 68 |
| 21 | 109 | 73 |
| 22 | 111 | 77 |
| 23 | 114 | 82 |
| 24 | 116 | 86 |
| 25 | 118 | 88 |
| 26 | 120 | 91 |
| 27 | 123 | 94 |
| 28 | 125 | 95 |
| 29 | 127 | 96 |
| 30 | 129 | 97 |
| 31 | 131 | 98 |
| 32 | 134 | 99 |

Redmond Sentence Recall Standard Score Conversion Tables: 6;0-6;11

| Ages 6;0-6;5 (N = 106; boys = 46, girls = 60) Confidence Intervals: 68% ± 1.46 90% ± 2.40 95% ± 2.86 | | | Ages 6;6-6;11 (N = 141; boys = 80, girls = 61) Confidence Intervals: 68% ± 1.26 90% ± 2.07 95% ± 2.47 | | |
|---|----------------|------------|--|----------------|------------|
| RSR Raw Score | Standard Score | Percentile | RSR Raw Score | Standard Score | Percentile |
| 0 | 58 | .3 | 0 | 41 | <0.1 |
| 1 | 61 | .5 | 1 | 44 | <0.1 |
| 2 | 63 | 1 | 2 | 47 | <0.1 |
| 3 | 65 | 1 | 3 | 49 | <0.1 |
| 4 | 67 | 1 | 4 | 52 | 0.1 |
| 5 | 69 | 2 | 5 | 55 | 0.1 |
| 6 | 71 | 3 | 6 | 57 | 0.2 |
| 7 | 73 | 4 | 7 | 60 | 0.4 |
| 8 | 75 | 5 | 8 | 63 | 1 |
| 9 | 77 | 6 | 9 | 65 | 1 |
| 10 | 80 | 9 | 10 | 68 | 2 |
| 11 | 82 | 12 | 11 | 71 | 3 |
| 12 | 84 | 14 | 12 | 74 | 4 |
| 13 | 86 | 18 | 13 | 76 | 5 |
| 14 | 88 | 21 | 14 | 79 | 8 |
| 15 | 90 | 25 | 15 | 82 | 12 |
| 16 | 92 | 30 | 16 | 84 | 14 |
| 17 | 94 | 34 | 17 | 87 | 19 |
| 18 | 96 | 39 | 18 | 90 | 25 |
| 19 | 99 | 47 | 19 | 92 | 30 |
| 20 | 101 | 53 | 20 | 95 | 37 |
| 21 | 103 | 58 | 21 | 98 | 45 |
| 22 | 105 | 63 | 22 | 100 | 50 |
| 23 | 107 | 68 | 23 | 103 | 58 |
| 24 | 109 | 73 | 24 | 106 | 66 |
| 25 | 111 | 77 | 25 | 109 | 73 |
| 26 | 113 | 81 | 26 | 111 | 77 |
| 27 | 115 | 84 | 27 | 114 | 82 |
| 28 | 118 | 88 | 28 | 117 | 87 |
| 29 | 120 | 91 | 29 | 119 | 90 |
| 30 | 122 | 93 | 30 | 122 | 93 |
| 31 | 124 | 95 | 31 | 125 | 95 |
| 32 | 126 | 96 | 32 | 127 | 96 |

Redmond Sentence Recall Standard Score Conversion Tables: 7;0-7;11

Ages 7;0-7;5

(N = 114; boys = 55, girls = 59)

Confidence Intervals:

68% ± 1.40

90% ± 2.30

95% ± 2.74

| RSR Raw Score | Standard Score | Percentile |
|---------------|----------------|------------|
| 0 | 54 | 0.1 |
| 1 | 56 | 0.2 |
| 2 | 58 | 0.3 |
| 3 | 60 | 0.4 |
| 4 | 62 | 1 |
| 5 | 64 | 1 |
| 6 | 66 | 1 |
| 7 | 68 | 2 |
| 8 | 70 | 2 |
| 9 | 72 | 3 |
| 10 | 75 | 5 |
| 11 | 77 | 6 |
| 12 | 79 | 8 |
| 13 | 81 | 10 |
| 14 | 83 | 13 |
| 15 | 85 | 16 |
| 16 | 87 | 19 |
| 17 | 89 | 23 |
| 18 | 91 | 27 |
| 19 | 93 | 32 |
| 20 | 95 | 37 |
| 21 | 98 | 45 |
| 22 | 100 | 50 |
| 23 | 102 | 55 |
| 24 | 104 | 61 |
| 25 | 106 | 66 |
| 26 | 108 | 70 |
| 27 | 110 | 75 |
| 28 | 112 | 79 |
| 29 | 114 | 82 |
| 30 | 116 | 86 |
| 31 | 119 | 90 |
| 32 | 121 | 92 |

Ages 7;6-7;11

(N = 81; boys = 46, girls = 35)

Confidence Intervals:

68% ± 1.67

90% ± 2.75

95% ± 3.27

| RSR Raw Score | Standard Score | Percentile |
|---------------|----------------|------------|
| 0 | 40 | <0.1 |
| 1 | 40 | <0.1 |
| 2 | 40 | <0.1 |
| 3 | 40 | <0.1 |
| 4 | 43 | <0.1 |
| 5 | 46 | <0.1 |
| 6 | 48 | <0.1 |
| 7 | 51 | 0.1 |
| 8 | 54 | 0.1 |
| 9 | 57 | 0.2 |
| 10 | 60 | 0.4 |
| 11 | 63 | 1 |
| 12 | 66 | 1 |
| 13 | 69 | 2 |
| 14 | 72 | 3 |
| 15 | 75 | 5 |
| 16 | 77 | 6 |
| 17 | 80 | 9 |
| 18 | 83 | 13 |
| 19 | 86 | 18 |
| 20 | 89 | 23 |
| 21 | 92 | 30 |
| 22 | 95 | 37 |
| 23 | 98 | 45 |
| 24 | 101 | 53 |
| 25 | 103 | 58 |
| 26 | 106 | 66 |
| 27 | 109 | 73 |
| 28 | 112 | 79 |
| 29 | 115 | 84 |
| 30 | 118 | 88 |
| 31 | 121 | 92 |
| 32 | 124 | 95 |

Redmond Sentence Recall Standard Score Conversion Tables: 8;0-8;11

| | | | | | |
|---|-----------------------|-------------------|--|-----------------------|-------------------|
| Ages 8;0-8;5 (N = 84; boys = 40, girls = 44) Confidence Intervals: 68% ±1.63 90% ±2.68 95% ±3.19 | | | Ages 8;6-8;11 (N = 73; boys = 45, girls = 28) Confidence Intervals: 68% ±1.76 90% ±2.89 95% ±3.45 | | |
| RSR Raw Score | Standard Score | Percentile | RSR Raw Score | Standard Score | Percentile |
| 0 | 40 | <0.1 | 0 | 40 | <0.1 |
| 1 | 40 | <0.1 | 1 | 40 | <0.1 |
| 2 | 40 | <0.1 | 2 | 40 | <0.1 |
| 3 | 40 | <0.1 | 3 | 40 | <0.1 |
| 4 | 40 | <0.1 | 4 | 40 | <0.1 |
| 5 | 40 | <0.1 | 5 | 40 | <0.1 |
| 6 | 40 | <0.1 | 6 | 40 | <0.1 |
| 7 | 41 | <0.1 | 7 | 41 | <0.1 |
| 8 | 44 | <0.1 | 8 | 44 | <0.1 |
| 9 | 47 | <0.1 | 9 | 47 | <0.1 |
| 10 | 50 | <0.1 | 10 | 50 | <0.1 |
| 11 | 54 | 0.1 | 11 | 53 | 0.1 |
| 12 | 57 | 0.2 | 12 | 56 | 0.2 |
| 13 | 60 | 0.4 | 13 | 59 | 0.3 |
| 14 | 63 | 1 | 14 | 63 | 1 |
| 15 | 66 | 1 | 15 | 66 | 1 |
| 16 | 69 | 2 | 16 | 69 | 2 |
| 17 | 72 | 3 | 17 | 72 | 3 |
| 18 | 76 | 5 | 18 | 75 | 5 |
| 19 | 79 | 8 | 19 | 78 | 7 |
| 20 | 82 | 12 | 20 | 82 | 12 |
| 21 | 85 | 16 | 21 | 85 | 16 |
| 22 | 88 | 21 | 22 | 88 | 21 |
| 23 | 91 | 27 | 23 | 91 | 27 |
| 24 | 94 | 34 | 24 | 94 | 34 |
| 25 | 98 | 45 | 25 | 97 | 42 |
| 26 | 101 | 53 | 26 | 100 | 50 |
| 27 | 104 | 61 | 27 | 104 | 61 |
| 28 | 107 | 68 | 28 | 107 | 68 |
| 29 | 110 | 75 | 29 | 110 | 75 |
| 30 | 113 | 81 | 30 | 113 | 81 |
| 31 | 116 | 86 | 31 | 116 | 86 |
| 32 | 119 | 90 | 32 | 119 | 90 |

Redmond Sentence Recall Standard Score Conversion Tables: 9;0-9;5

Ages 9;0-9;5

(N = 26; boys = 15, girls = 11)

Confidence Intervals:

68% ± 2.94

90% ± 4.84

95% ± 5.76

| RSR Raw Score | Standard Score | Percentile |
|---------------|----------------|------------|
| 0 | 40 | <0.1 |
| 1 | 40 | <0.1 |
| 2 | 40 | <0.1 |
| 3 | 40 | <0.1 |
| 4 | 40 | <0.1 |
| 5 | 40 | <0.1 |
| 6 | 40 | <0.1 |
| 7 | 40 | <0.1 |
| 8 | 40 | <0.1 |
| 9 | 40 | <0.1 |
| 10 | 40 | <0.1 |
| 11 | 40 | <0.1 |
| 12 | 40 | <0.1 |
| 13 | 40 | <0.1 |
| 14 | 40 | <0.1 |
| 15 | 40 | <0.1 |
| 16 | 40 | <0.1 |
| 17 | 41 | <0.1 |
| 18 | 47 | <0.1 |
| 19 | 52 | 0.1 |
| 20 | 58 | 0.3 |
| 21 | 64 | 1 |
| 22 | 70 | 2 |
| 23 | 76 | 5 |
| 24 | 82 | 12 |
| 25 | 88 | 21 |
| 26 | 94 | 34 |
| 27 | 100 | 50 |
| 28 | 106 | 66 |
| 29 | 112 | 79 |
| 30 | 117 | 87 |
| 31 | 123 | 94 |
| 32 | 129 | 97 |